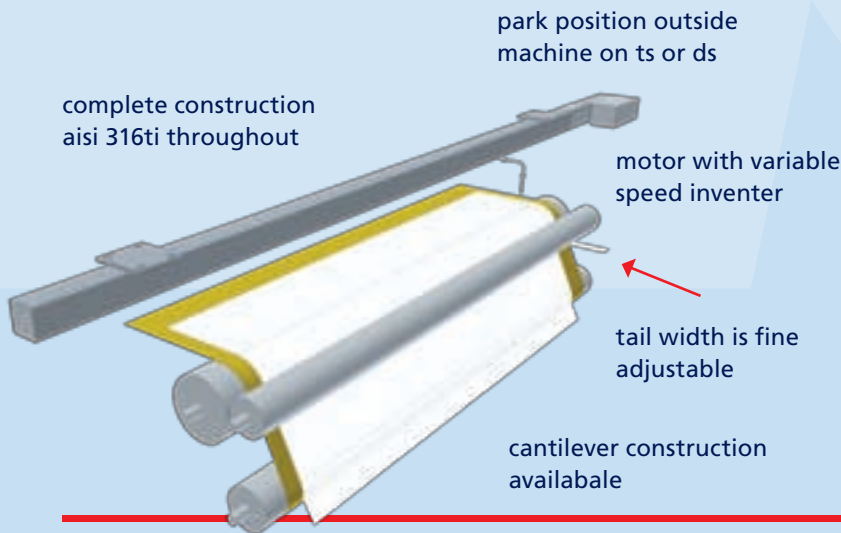


# Wet End Tail Cutters

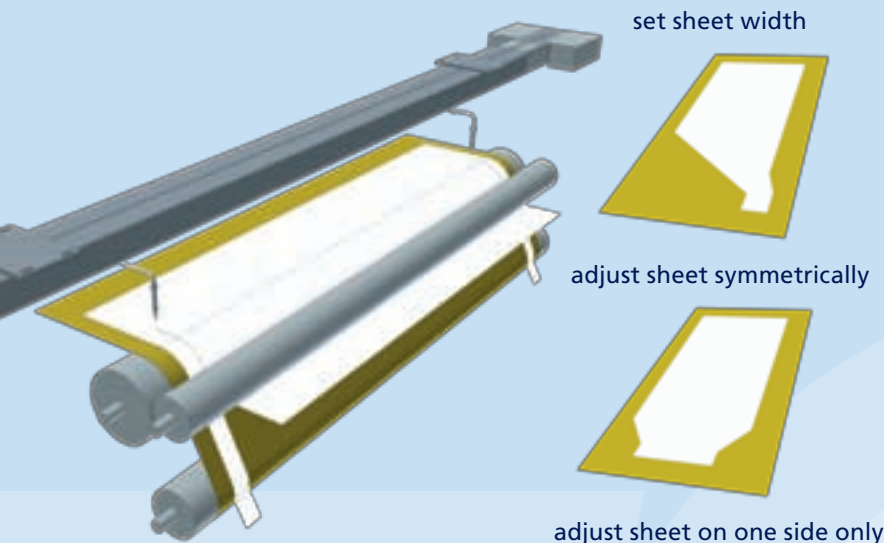
## Single Tail Cutter



### Features:

- Compact designs to fit any machine
- Motor drive on tending- or drive side possible
- Hand crank on drive and tending side
- Stainless steel 316 construction throughout
- Variable speed drive system
- Encoder for precise position control
- Easy integration of system controls into existing PLC, or DCS systems

## Dual Tail Cutter



### Features:

- Automated trim removal before the couch and size press
- Eliminates changing deckle widths of suction and press rolls
- Substantial savings in drying energy possible if trim is removed at the wet-end instead of after the reel

### Benefits:

- Adjusting the paper width to cross directional shrink
  - ▶ Minimum paper loss at pope roller
- Parameter feedback: "End of production run" or "All parameters ready to go for new production run"
  - ▶ Unproductive time between production runs is minimized.
- Setting the Tail width
  - ▶ Quickest possible adjustments.
- Choosing the position of the Tail
  - ▶ Best position of the press rolls or press felts
- Choice for dual speed
  - ▶ Optimal speed for "Go to full width" and thus minimizing the risk for sheet breaks.
  - ▶ Highest possible speed at "Cut off" and thus reducing scrap to a minimum.
- Remote control
  - ▶ Operating personnel does not need to wait at the forming section during tail transfer
- Reduction of labour

Tail Cutting with T&D Cutter



quick cut off at sheet break to avoid paper pile up in driver section


# Dry End Tail Cutters

## Radial Saw Type



### Features:

- Saw blade penetrates in & out of stabilised sheet
- Compact tail cutter traverse beam
- Positive sheet support (Coanda-compressed air-effect) for improved cutting
- Variable speed drive system includes encoder for precise position control
- Integration of system controls into PLC, or existing DCS systems possible



### Sheet support: Coanda effect


- Eliminates flittering of the sheet
- Improved cutting
- Minimum risk of breaks

## High Pressure Water Jet



Compact tail cutter traverse beam  
Variable speed drive system includes encoder for precise position control  
Positive sheet support (Coanda-compressed air-effect) for improved cutting  
Integration of system controls into PLC, or existing DCS systems possible  
Pressure from 350 bar / 5000psig up to 3000 bar / 45,000 psig  
Stand by / Back up nozzle is standard  
Stand by / Back up pump station available upon request

## Dry End Edge Trim



- No mechanical stressing of the sheet during the cutting process.
- High-pressure water-jet cuts the paper at up to 2000 bar pressure.
- Trim down to 15mm trim width
- Trim an oscillating sheet
- Automatically control sheet width
- Automatically control sheet offset
- Trim at high web speeds